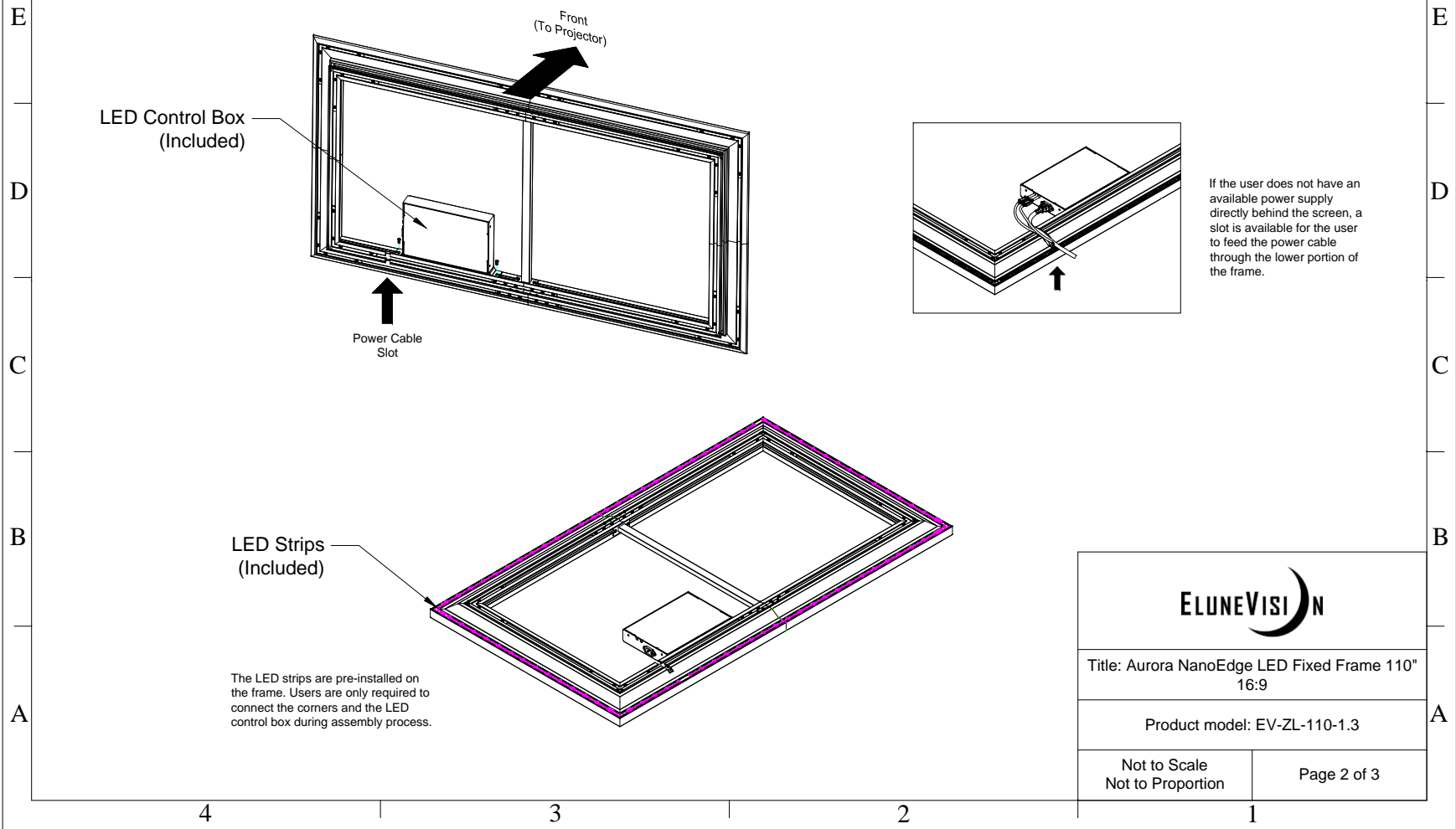


ELUNEVISION	
Title: Aurora NanoEdge LED Fixed Frame 110" 16:9	
Product model: EV-ZL-110-1.3	
Scale: 1:1	Page 1 of 3

LED Lighting Kit



LED Control Box
(Included)

Front
(To Projector)

Power Cable
Slot

LED Strips
(Included)

The LED strips are pre-installed on the frame. Users are only required to connect the corners and the LED control box during assembly process.

If the user does not have an available power supply directly behind the screen, a slot is available for the user to feed the power cable through the lower portion of the frame.



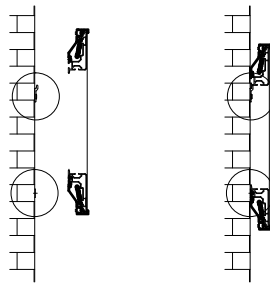
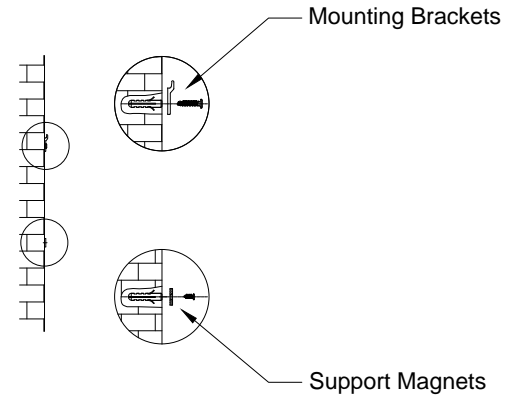
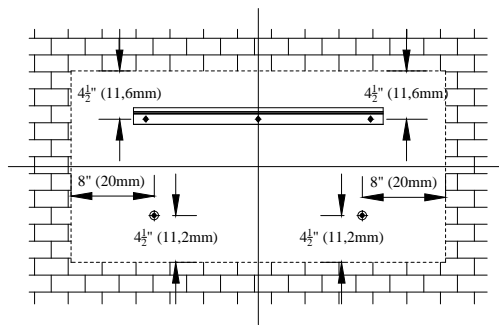
Title: Aurora NanoEdge LED Fixed Frame 110"
16:9

Product model: EV-ZL-110-1.3

Not to Scale
Not to Proportion

Page 2 of 3

Mounting Diagram



Support magnets are designed for users to keep their screens completely parallel to the wall they are mounted on. It can also be used to make the screen vertical when the user's wall is not flat.



Title: Aurora NanoEdge LED Fixed Frame 110" 16:9

Product model: EV-ZL-110-1.3

Not to Scale
Not to Proportion

Page 3 of 3